

# Dehumidifier CONTROL METHODS

## 1.ONBOARD CONTROL



K1 Display Board

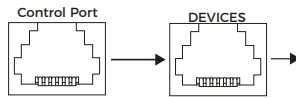



K30 Display Board

### Controller delivered with the device

Connected through four conductor, terminal type XH-4Y, using UART serial communication mode. The controller is equipped with a LCD screen, which displays the ambient temperature, humidity, wind speed gear, clock, equipment running time, system running state (dehumidification, defrosting, drainage), fault code, etc. Use 5 touch buttons

## 2.EXTERNAL CONTROL



K30M

### Connect the controller externally through the RJ12 port (Model: K30M)

Connect through 6P6C telephone line, terminal model RJ12, Modbus serial communication mode. The controller is equipped with a LCD screen, which displays the ambient temperature, humidity, wind speed gear, clock, equipment running time, system running state (dehumidification, defrosting, drainage), fault code, etc

## 3.APP CONTROL



Scanning installation

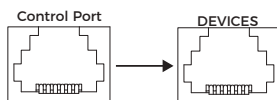


Connect the dehumidifier

### WIFI (scan code to get APP)

After the Smart Life APP is installed and the distribution network is connected to WiFi, remote control of the dehumidifier can be realized. The humidity value, wind speed gear and timing switch can be set through APP. Operate on/off, water drainage, temperature scale switch, lock screen and other functions

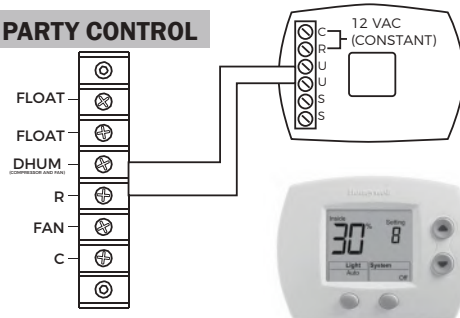
## 4.MODBUS CONTROL



### With RJ12 port to achieve multi-platform online function

Connect through 6P6C telephone line, terminal model RJ12, Modbus serial communication mode. By issuing the control/query command from the upper computer, you can switch on and off the machine, set the humidity value and wind speed gear, enable/disable the continuous dehumidification mode, query the current temperature and humidity, and display the fault code

## 5.COMPATIBLE WITH THIRD PARTY CONTROL



### The third-party controller can be connected through a 6-bit connector(Honeywell)

Connect a third-party controller through a six-bit wiring block (FLOAT--FLOAT--DHUM--R--FAN--C). (Note that the output voltage between R-C and R-C is 12VDC, compatible with Honeywell controllers) for dehumidification, ventilation, and full water protection.

## ● CONTROL METHODS INCLUDED IN DIFFERENT SERIES OF DEHUMIDIFIER PRODUCTS:

- Whole-house HD series: 1、2、5
- Whole-house WH series: 1、2、4、5
- Green-house Zeta series: 1、2、3、4
- LGR Restoration series: 1、3
- High Energy Efficiency PRO series: 1、2、3、4、5